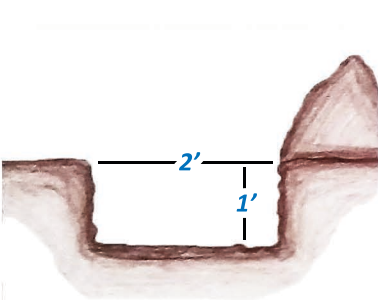


Blueberry Care

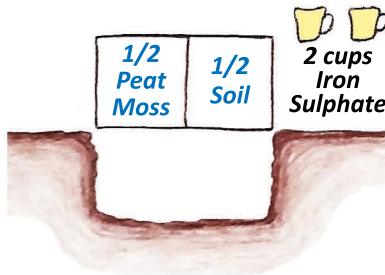
Planting Instructions:

Blueberries require well drained, acidic soil (4.5-5.5 pH) and a high content of organic matter to maintain moisture.



Step 1:

Dig a large planting hole - 2 ft in diameter and 1 ft deep



Step 2:

Add 1/2 peat moss, 1/2 soil, and 2 cups Iron Sulphate to planting hole and mix in




Step 3:

Plant into soil mix, water, and add an organic mulch around the plant

Yearly Maintenance:

Every Spring:



Sprinkle 1 cup Iron Sulphate around the plant and water or hoe into the soil. Mulch heavily and keep well watered - blueberries do not like to dry out.

May, June, July:



Fertilize with an acidic fertilizer (1 Tbsp fertilizer/gallon of water) every 1 to 2 weeks

**Protect blueberry plants from rabbits in the winter or they will eat the flower buds off.*

