

Planting Onions

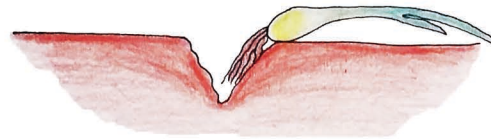
Plant onions shallow!

Planting Instructions:




Step 1:

Remove onions from the 3-pack and separate into individual plants (they will separate easily, especially when the soil is moist)




Step 2:

Make a shallow trench, lay onions on the ground about 4" apart, and cover only the roots with soil.



Step 3:

Keep the soil moist for 5 to 7 days or until the onions stand up.



Onions planted above ground will be larger. Applying a high nitrogen fertilizer after the bulb starts to form will also increase size as will regular watering.

