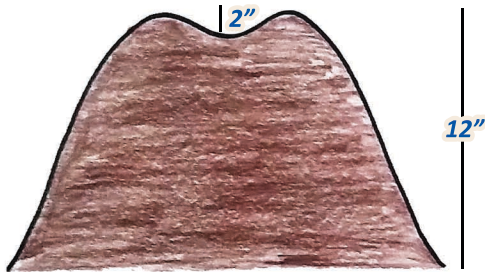


Growing Sweet Potatoes


Georgia Jets is an early maturing sweet potato that will reliably produce a good crop in our area. Follow the instructions below for best success.

Planting Instructions:



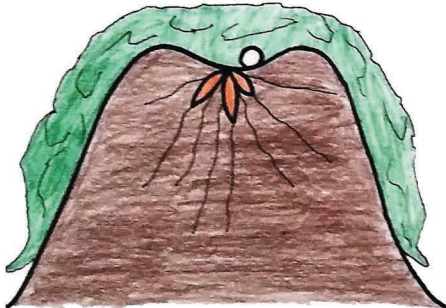
Step 1:

Build a 12" mound with a 2" deep furrow on top.
Allow 4 ft between rows.



Step 2:

In late May or early June, plant sweet potatoes in the furrow 9-12" apart.
Sweet potatoes are very sensitive to cold weather - avoid planting too early!



Step 3:

Lay soaker hose beside the row of plants to water as needed.
Sweet Potatoes should have a thorough watering once a week - 1" of water per week, whether from rain or a hose.



Step 4:

Remove leaves and dig potatoes within 24 hours of a killing frost for good storage quality. Air dry sweet potatoes for 8-10 days and then store at 50-60°F.

